



Rayat Shikshan Sanstha,s
Mahatma Phule Mahavidyalaya,Pimpri
Feedback Analysis
Analysis of Students Feedback on Curriculum
Academic Year 2021-2022

E-mail ID: Total 1149 students given their email id

Name of Department

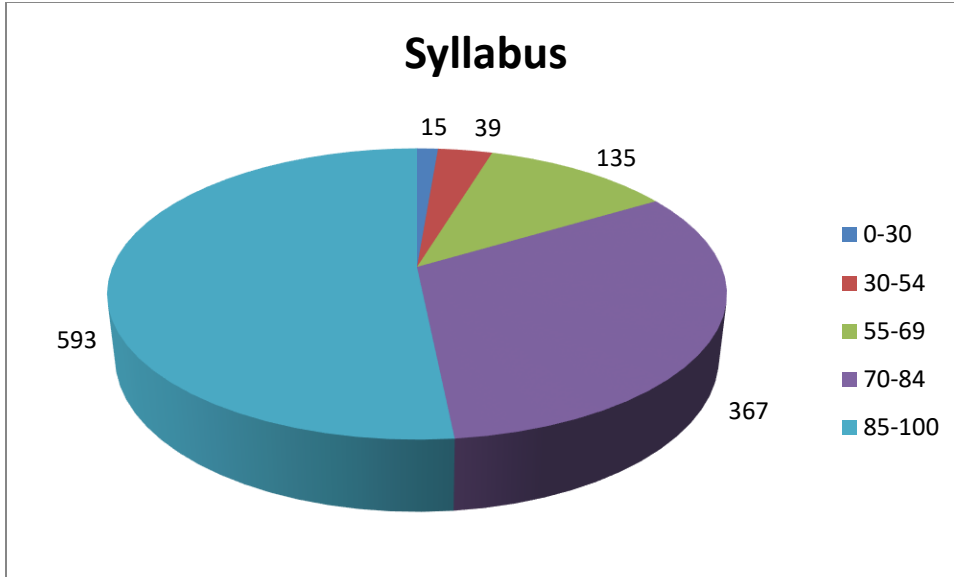
Dept	Commerce	Arts	Science	BBA	B.Voc
No. of Students	697	203	138	84	27

Faculty

Faculty	F.Y.	S.Y.	T.Y.	P.G.I	P.G.II
Arts	69	40	67	14	13
Commerce	226	160	232	46	33
Science	40	44	37	07	10
BBA (CA)	44	20	20	0	0
B.Voc	0	11	16	0	0

1.How much of the syllabus was covered in the class? आपल्या क्लासमध्ये अभ्यासक्रम किती पूर्ण केला जातो?

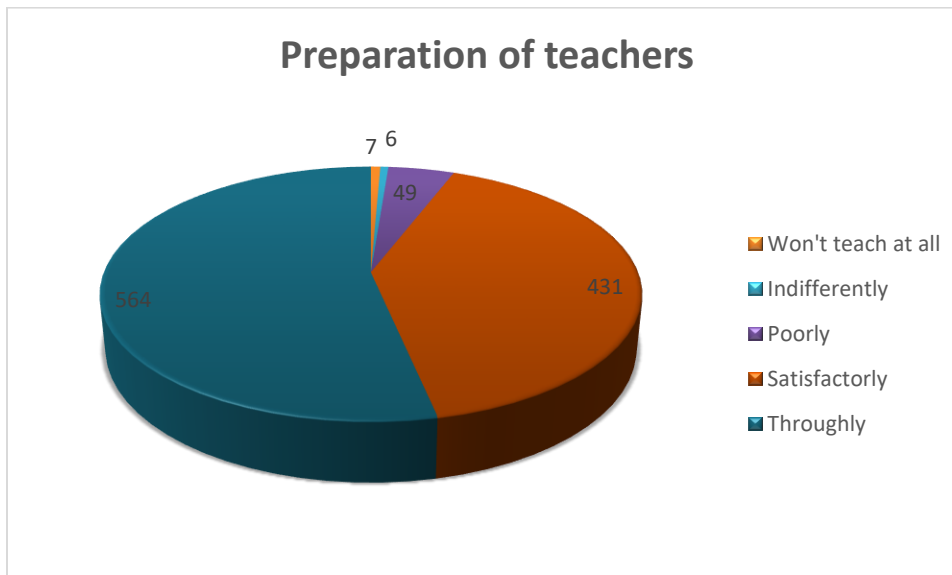
Percentage of Syllabus	0-30	30-54	55-69	70-84	85-100	Total
Response	15	39	135	367	593	1149



Satisfaction Level: 83.55% students responded with the statement that “ more than 85% syllabus is covered in class”.

2. How well did the teachers prepare for the classes? क्लासमध्ये शिक्षकांची शिकवण्याची तयारी कशी असते?

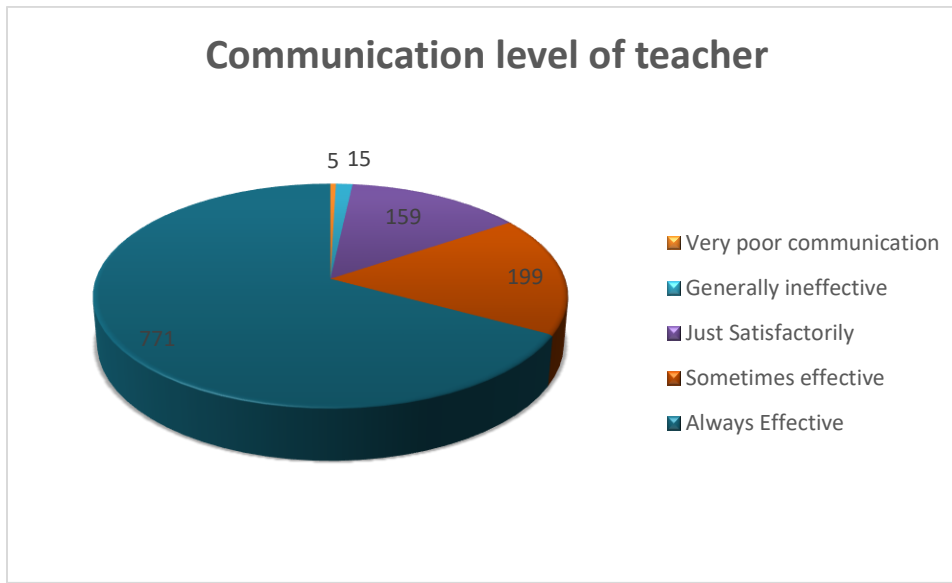
Won't teach at all	Indifferently	Poorly	Satisfactory	Thoroughly	Total
7	6	49	431	564	1149



Satisfaction Level : 86.59% of total students are satisfied and accepted that their teachers come thoroughly prepared for teaching.

3. How well were the teachers able to communicate? शिक्षक कशाप्रकारे संवाद साधतात?

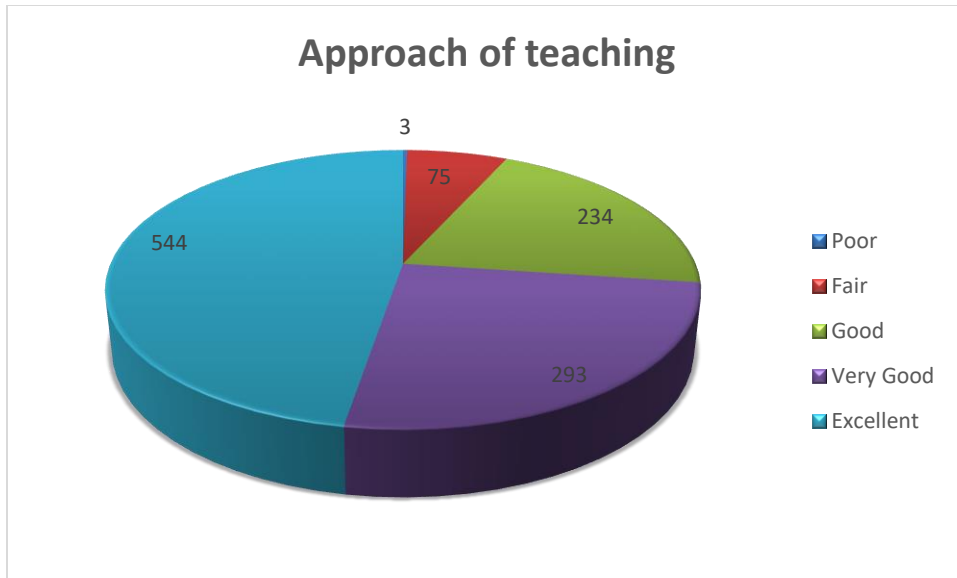
Very poor communication	Generally ineffective	Just Satisfactorily	Sometimes effective	Always Effective	Total
5	15	159	199	771	1149



Satisfaction Level : 84.42% of students are happy with the way their teachers communicate with them.

4. The teacher's approach to teaching can best be described as... शिक्षकांचा शिकवण्याच्या बाबतीतील उत्तम दृष्टीकोण याचे वर्णन कसे कराल?

	Poor	Fair	Good	Very Good	Excellent	Total
Responses	3	75	234	293	544	1149

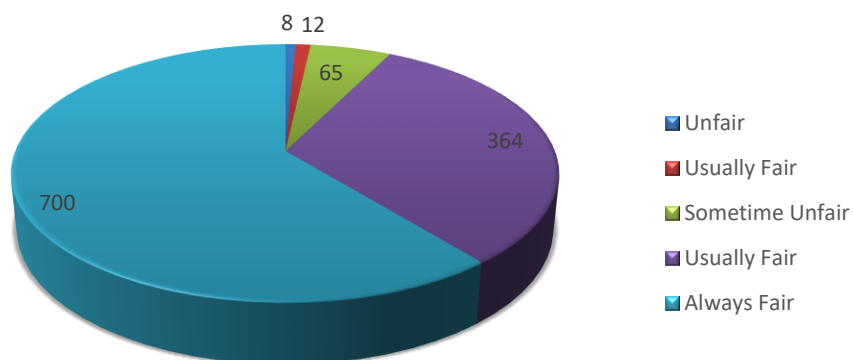


Satisfaction Level : 72.84% of students believe that their teachers have excellent approach towards teaching.

5. Fairness of the internal evaluation process by the teachers. शिक्षकांकडून केली जाणारी मूल्यांकन प्रक्रिया प्रामाणिकपणे/ योग्य प्रकारे केली जाते.

Unfair	Usually Fair	Sometime Unfair	Usually Fair	Always Fair	Total
8	12	65	364	700	1149

Fairness of Internal Evaluation

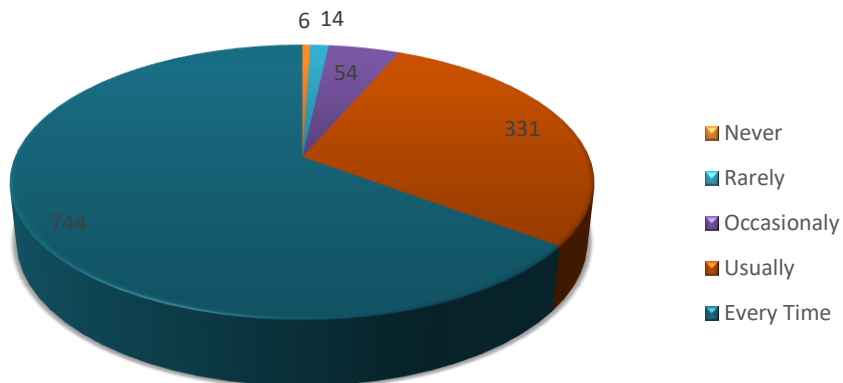


Satisfaction Level : 92.60% of students believe that their teachers Always follow Fair evaluation process internally.

6. Was your performance in assignments discussed with you? तुम्ही गृहपाठमधील/परीक्षा केलेल्या कामगिरीची चर्चा तुमच्या सोबत केली जाते का?

Never	Rarely	Occasionally	Usually	Every Time	Total
6	14	54	331	744	1149

Discussion on Performance in Assignment

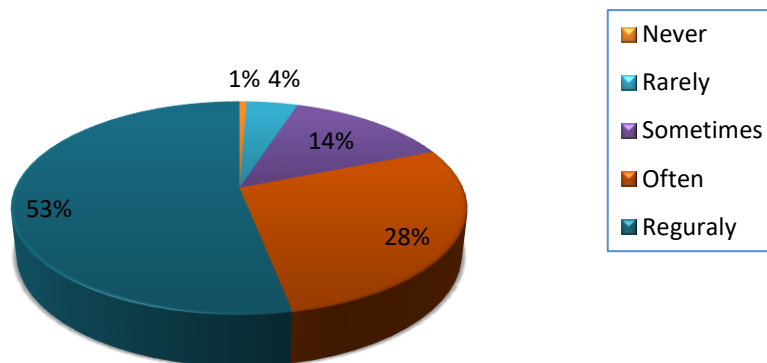


Satisfaction Level : 93.74% of students confirm that, Every time their performance in assignments are discussed with them.

7. The institute takes active interest in promoting internship, student exchange, and field visit opportunities for student. तुमचे महाविद्यालय प्रशिक्षण, विद्यार्थी आदान प्रदान आणि सर्वेक्षण या सारख्या संधी उपलब्ध करून देतात का ?

Never	Rarely	Sometimes	Often	Regularly	Total
7	50	160	322	610	1149

Initiatives in promoting internship, field visit etc.

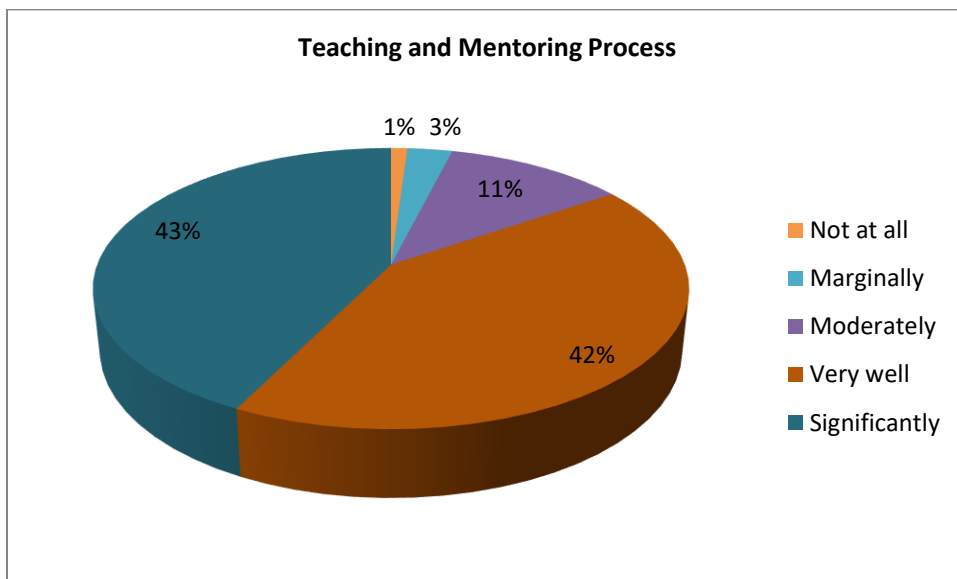




Satisfaction Level : 81.11 % students agree to the statement that their Institute takes active interest in promoting internship, student exchange, and field visit opportunities for student.

8. The teaching and mentoring process in your institution facilitates you in cognitive, social and emotional growth. महाविद्यालयामधील शिक्षणाची व मार्गदर्शनाची तुमच्या बौद्धिक,सामाजिक आणि भावनिक वाढीमध्ये मदत होते का?

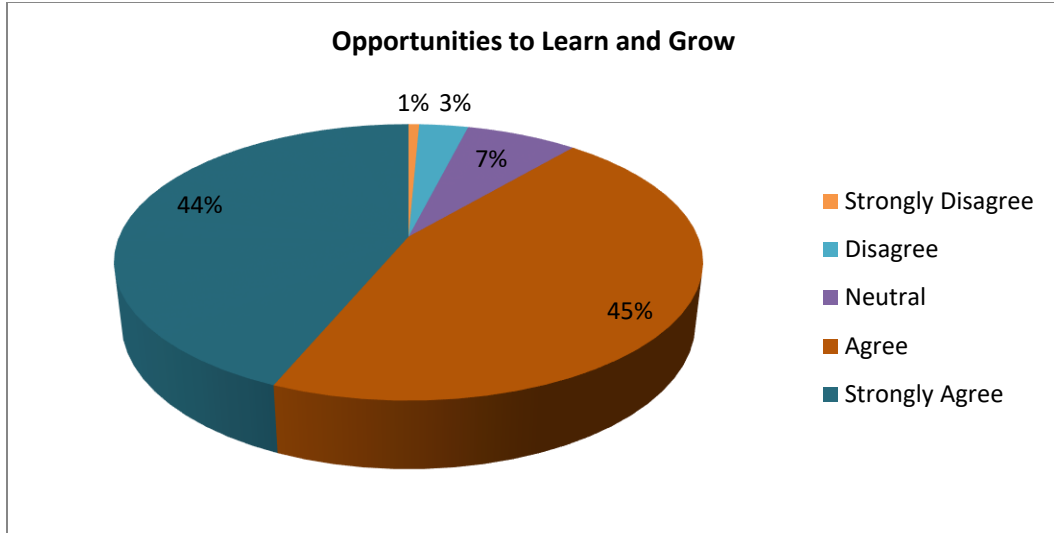
Not at all	Marginally	Moderately	Very well	Significantly	Total
12	33	132	482	490	1149



Satisfaction Level : 84.59% students feel that teaching and mentoring process in this institution facilitate them in cognitive, social and emotional growth of their own.

9. The institution provides multiple opportunities to learn and grow? तुमचे महाविद्यालय तुम्हाला अध्ययन व वाढीसाठी संधी उपलब्ध करून देते का?

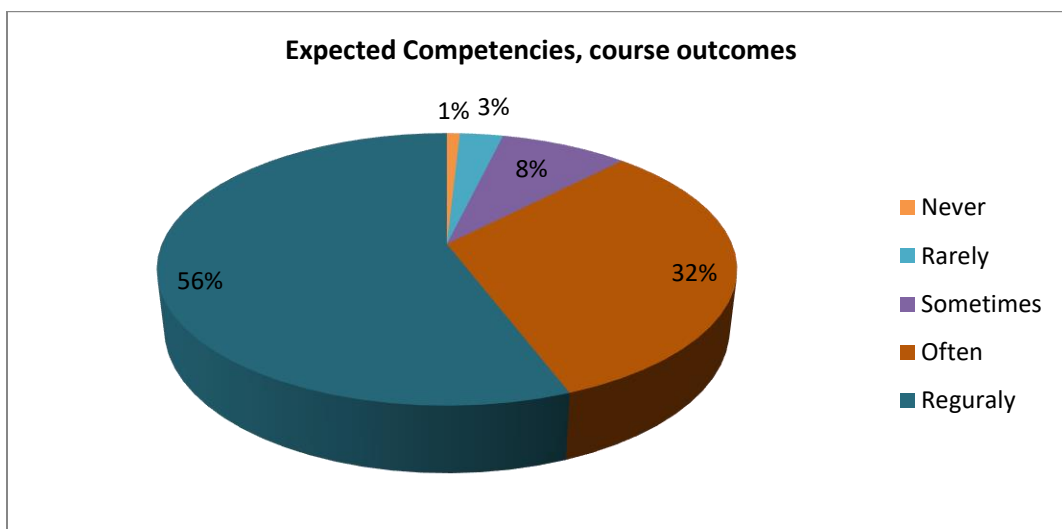
Strongly Disagree	Disagree	Neutral	Agree	Strongly Agree	Total
8	37	84	518	502	1149



Satisfaction Level : 88.77% of the students strongly agree with the statement that their institution provides multiple opportunities to learn and grow.

10. Teachers inform you about your expected competencies, course outcomes and programme outcomes. शिक्षक तुम्हाला तुमच्यातील अपेक्षित क्षमता, विषयाचे फलित आणि कार्यक्रमाचे फलित तुम्हाला सांगतात का?

Never	Rarely	Sometimes	Often	Regularly	Total
10	33	98	367	641	1149

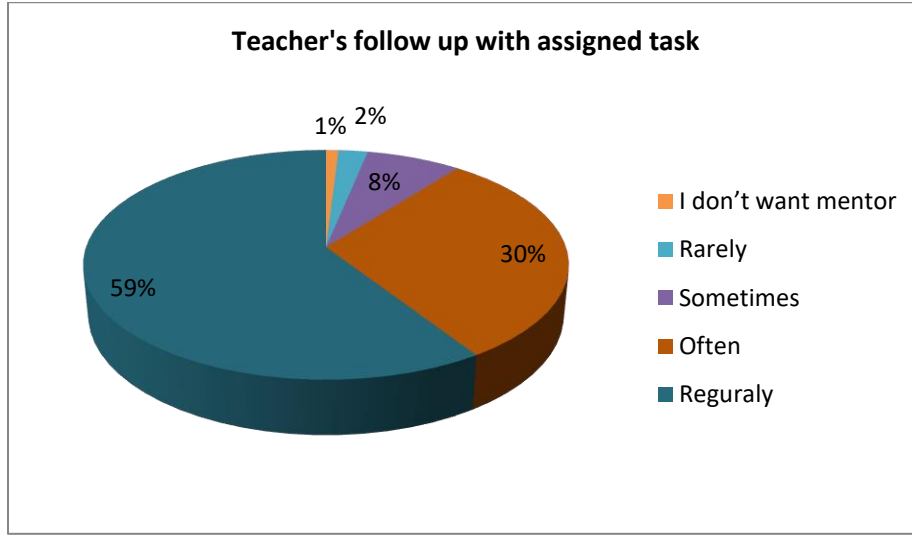




Satisfaction Level : 87.72% of students confirmed that Teachers regularly inform them about their expected competencies and programme outcomes.

11. Your mentor does a necessary follow-up with an assigned task to you. तुमचे मार्गदर्शक तुम्हाला दिलेल्या कामाचा आवश्यक तेवढा आढावा घेतात का?

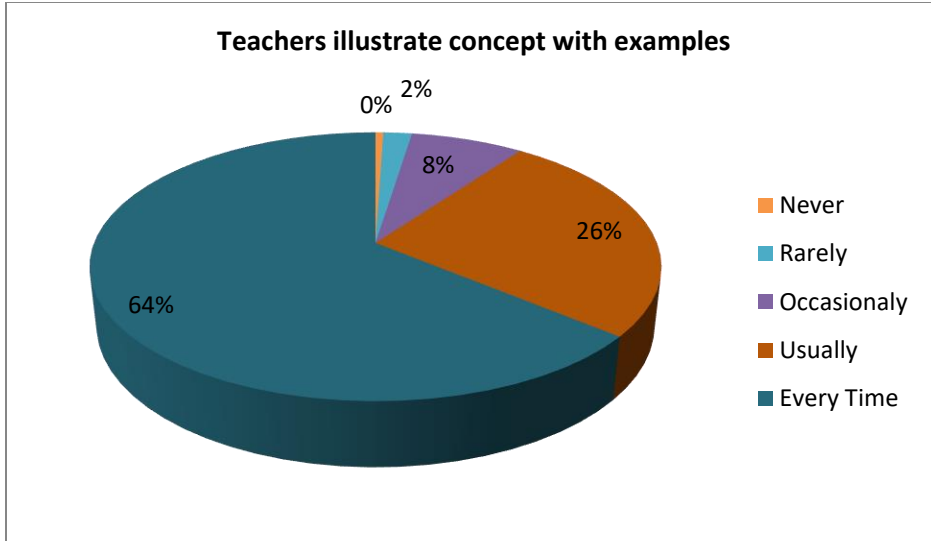
I don't want mentor	Rarely	Sometimes	Often	Regularly	Total
11	26	84	348	680	1149



Satisfaction Level : 89.46% of students agreed that their mentor takes regular follow up of assigned task and home work given to them.

12. The teachers illustrate the concepts through examples and applications. तुमचे शिक्षक शिकवताना संकल्पना ह्या उदाहरण व प्रत्यक्ष वापर यासहित स्पष्ट करतात का?

Never	Rarely	Occasionally	Usually	Every Time	Total
6	22	87	299	735	1149

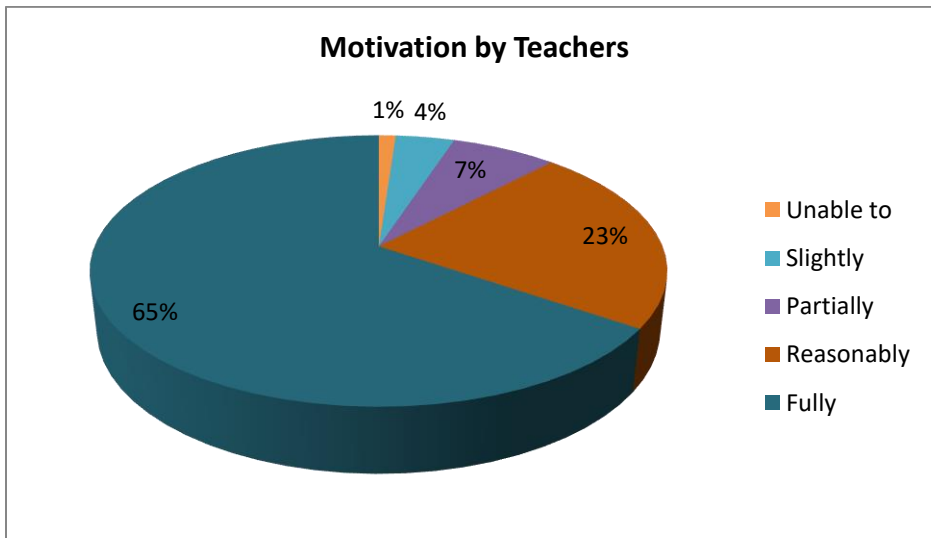


Satisfaction Level : 89.99% confirmed that their teachers explained the concept with relevant examples and its applications.

13. The teachers identify your strengths and encourage you with providing right level of challenges.

शिक्षक तुमच्या मधील बलस्थाने ओळखून तुम्हाला संधीच्या योग्य पातळीवर जाण्यासाठी प्रेरणा देतात का?

Unable to	Slightly	Partially	Reasonably	Fully	Total
13	45	81	258	752	1149

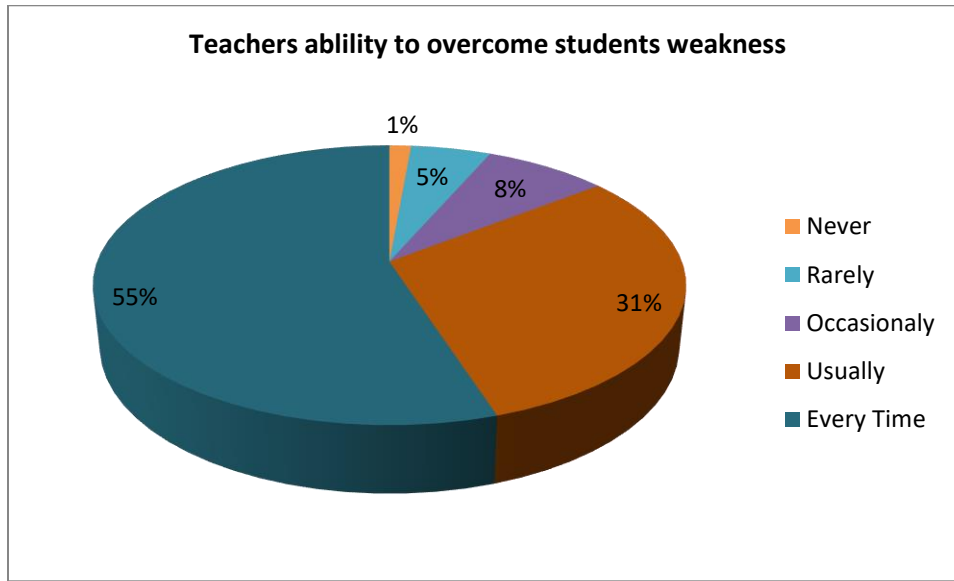




Satisfaction Level : 87.90% of students agreed that their teachers identify their strengths and encourage them by providing right level of challenges.

14. Teachers are able to identify your weaknesses and help you to overcome them. तुमच्यातील कमतरता शोधून ते दूर करण्यासाठी तुमचे शिक्षक सक्षम आहेत का?

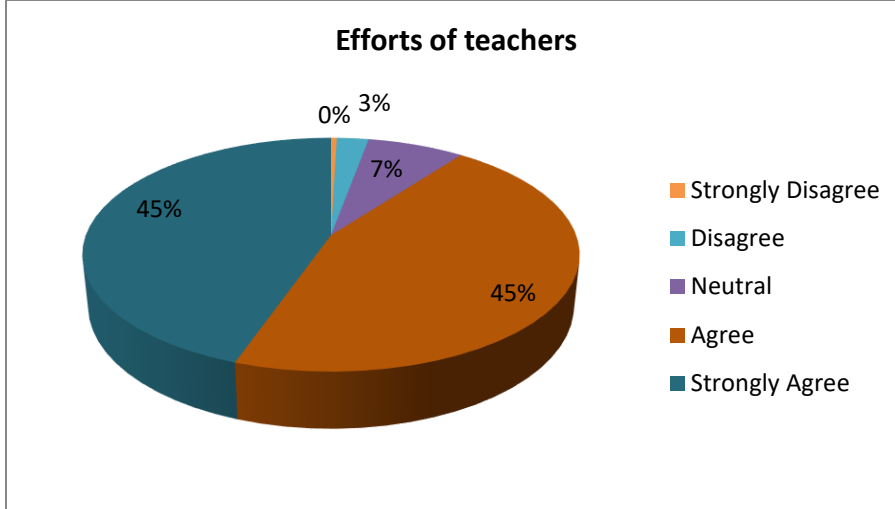
Never	Rarely	Occasionally	Usually	Every Time	Total
16	59	91	351	632	1149



Satisfaction Level : 85.55% of students stated that their teachers are able to identify their weaknesses and help them overcome it.

15. The Institution makes effort to engage students in the monitoring, review and continuous quality improvement of the teaching-learning process. तुमचे महाविद्यालय विद्यार्थ्यांना मार्गदर्शन, प्रत्यभारण व अध्ययन-अध्यापन प्रक्रियेतील सततचे गुणवत्ता सुधारप्रक्रियेमध्ये समाविष्ट करतात का?

Strongly Disagree	Disagree	Neutral	Agree	Strongly Agree	Total
5	28	85	518	513	1149

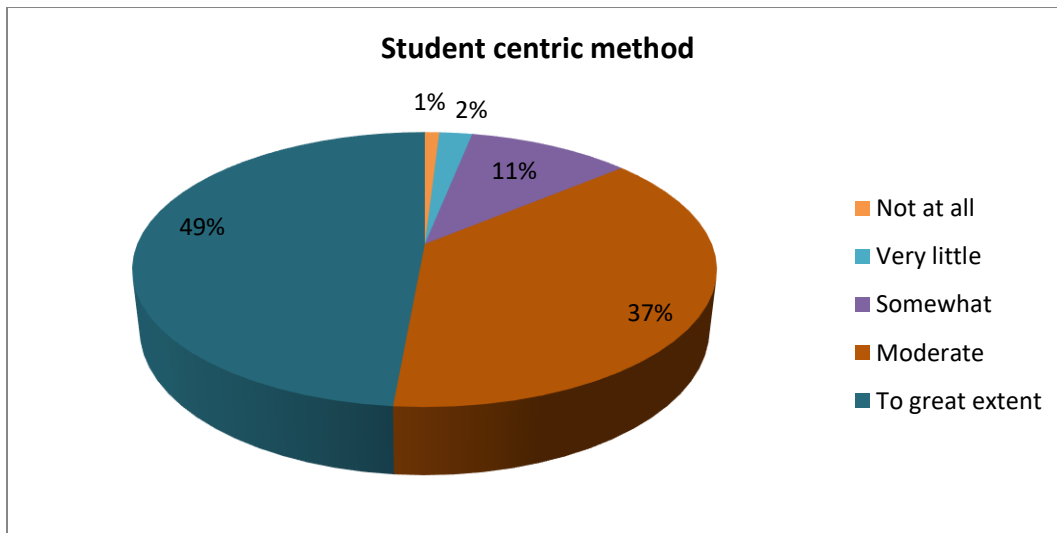


Satisfaction Level : 89.73% of students strongly agree with the statement that “Their Institution makes effort to engage students in the monitoring, review and continuous quality improvement of the teaching-learning process.”

16. The institute/ teachers use student centric methods, such as experiential learning, participative learning and problem solving methodologies for enhancing learning experiences.

महाविद्यालय तसेच शिक्षक विद्यार्थी केन्द्रितपद्धतीमध्ये अनुभवात्मक अध्ययन, सहभागात्मक अध्ययन आणि समस्या निवारण पक्रिया पद्धतीचा अध्ययन अनुभव वाढविण्यासाठी वापर करतात का?

Not at all	Very little	Somewhat	Moderate	To great extent	Total
11	25	124	431	558	1149

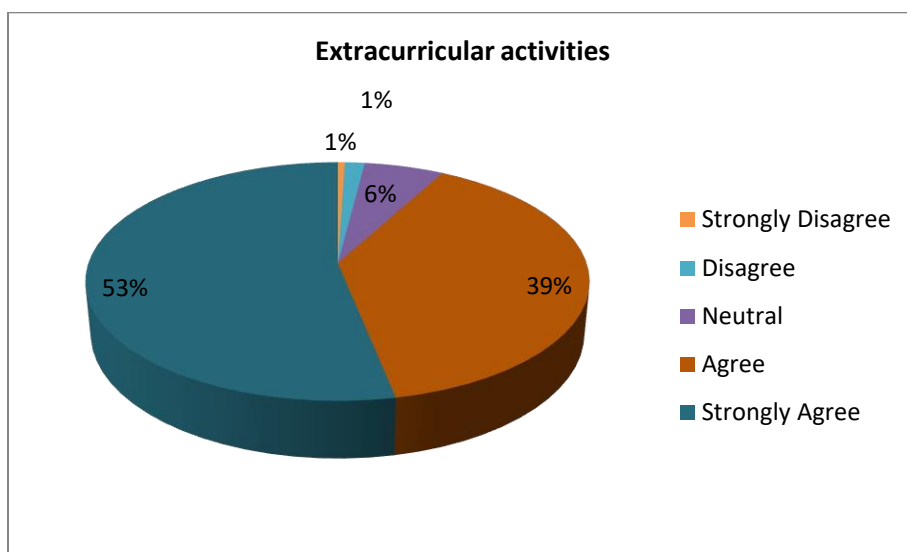




Satisfaction Level : 86.07 % of student accept that their institute/ teachers use student centric methods, such as experiential learning, participative learning and problem solving methodologies for enhancing learning experiences of students.

17. Teachers encourage you to participate in extracurricular activities. शैक्षणिकेतर उपक्रमामध्ये सहभागी होण्यासाठी तुम्हाला शिक्षक प्रेरणा देतात का?

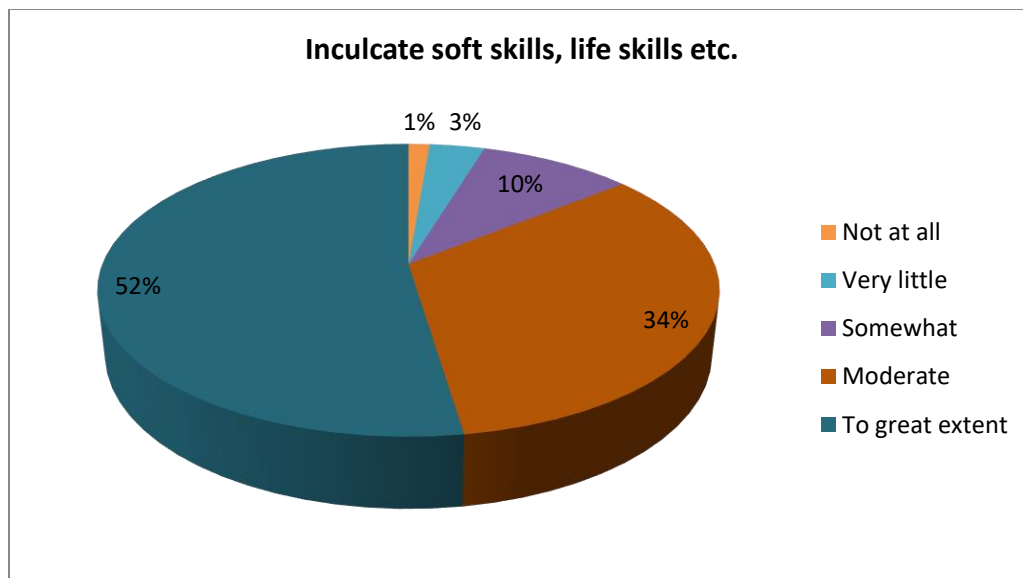
Strongly Disagree	Disagree	Neutral	Agree	Strongly Agree	Total
6	17	68	447	611	1149



Satisfaction Level : 92.08% students strongly agree with the statement that their Teachers encourage them to participate in extracurricular activities.

18. Efforts are made by the institute/ teachers to inculcate soft skills, life skills and employability skills to make you ready for the world of work. तुमचे महाविद्यालय व शिक्षक तुमच्यामध्ये कौशल्यधिष्ठीत वाढ तसेच रोजगारक्षम कौशल्य वाढ रुजवण्यासाठी प्रयत्न करतात का ?

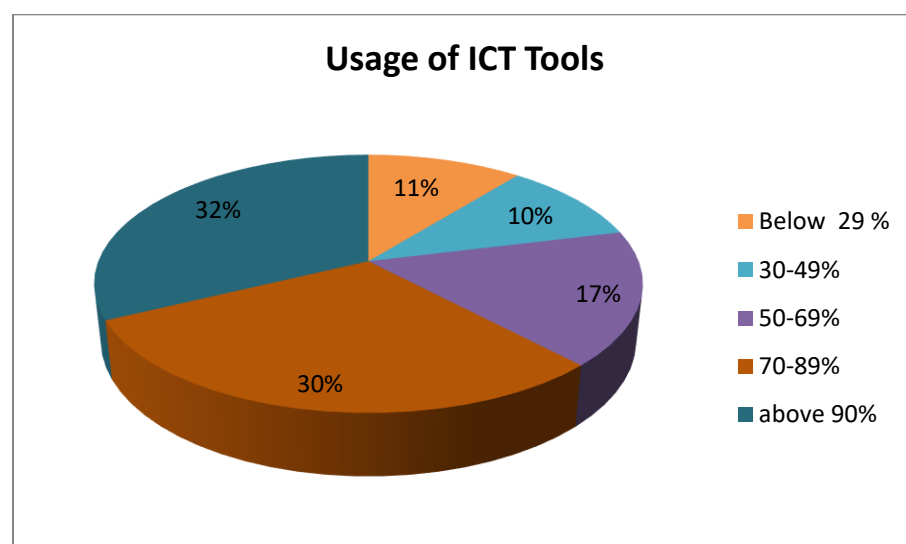
Not at all	Very little	Somewhat	Moderate	To great extent	Total
15	39	109	384	602	1149



Satisfaction Level : 85.81 of t students confirmed that the Institute and teacher takes the efforts to inculcate soft skills, life skills among them .

19. What percentage of teachers use ICT tools such as LCD projector, Multimedia, etc. while teaching.
 तुमचे शिक्षक LCD Projector, Multimedia इ. सारख्या आयसीटी आधारित अध्यापनाचा किती टक्के वापर केला जातो?

Below 29 %	30-49%	50-69%	70-89%	above 90%	Total
124	119	193	343	370	1149

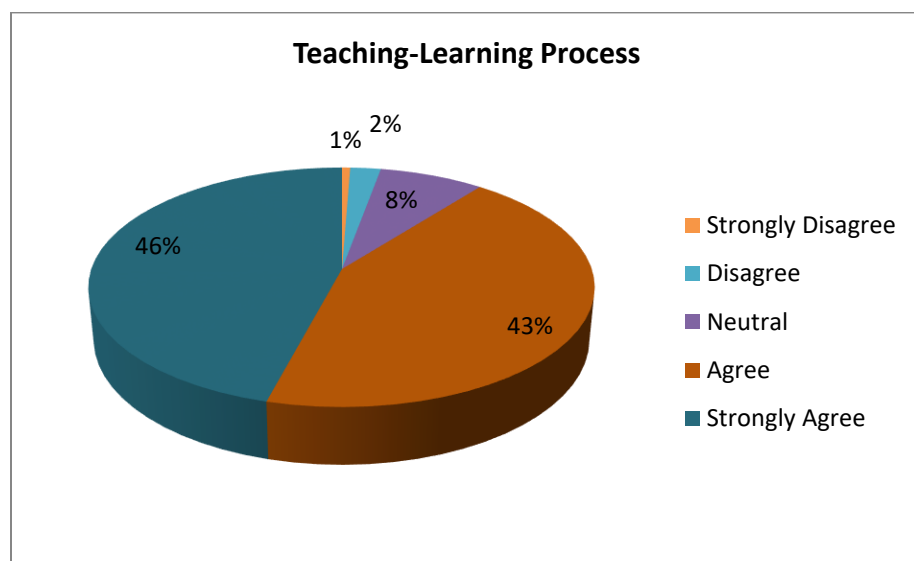




Satisfaction Level :78.85 of students confirmed that the teachers use ICT tools such as LCD projector, Multimedia, etc. while teaching.

20. The overall quality of teaching-learning process in your institute is very good. तुमच्या संस्थेतील अध्यापन प्रक्रियेची एकूण गुणवत्ता चांगली आहे.

Strongly Disagree	Disagree	Neutral	Agree	Strongly Agree	Total
7	26	89	500	527	1149



Satisfaction Level : 89.38 % of students strongly agreed with The overall quality of teaching-learning process in your institute is very good.

21. Students Suggestions.

488 Students has given their feedback some of common suggestions by them are:

1. Want more e-study material of syllabus.
2. Explain overall system of CBCS with regards to syllabus, exam pattern , scheme of mark etc.
3. Want more practical based project
4. Usage of graphics and ICT tools in online teaching.
5. Hands on training for practical based subject and for short term courses.
6. Expert's Guest lecture on Revised content in syllabus.
7. Access of computer lab for students with high speed for internet.
8. Required industry-based project and problems for solving.
9. Undertake game based lectures with use of ICT Tools.
10. Usage of Good amount of graphics in making of video lectures

11. Lectures must be in English, teachers should do two-way interaction in offline lectures.
12. Maximum lectures should be taken GIS Software by Geography Department.
13. Add on Courses or Regular subject must be more research based.

